

Wedding Photography Camera Gear

After receiving so many submissions to Shotkit from around the world for the wedding photography genre, I feel like I'm in a good position to show what is currently the best **wedding photography gear**, and what is arguably the best camera for wedding photography.

Of course, if you have the skill and ability, you can shoot a wedding with whatever camera gear you want.

This list of wedding photography camera gear is just to show what is the most popular among the professional [wedding photographers](#) on Shotkit.

These wedding photographers have used a vast array of different gear over the years, and have settled on what they consider to be the very best wedding photography camera gear.

If you're just setting out on becoming a wedding photographer, or wish to expand your gear collection, rest assured, every item on this list has been tried and tested by the some of the world's best wedding photographers.

Whilst not everyone wants to have the same gear as the majority, there is a certain reassurance in purchasing a popular piece of equipment.

I hope that this list will help both professionals and enthusiasts who want to purchase new wedding photography camera gear.

Click the links to see more impartial owner reviews and to purchase from a site that helps to keep Shotkit running for free.

THE BEST WEDDING PHOTOGRAPHY GEAR

1. CAMERAS

Canon 5d Mark III



Canon 5D Mark III – Part of [Petar Jurica's](#) Wedding Photography Gear

The [Canon 5d Mark III](#) is by far the most popular camera of the wedding photographers featured on Shotkit, and arguably the best camera for wedding photography available right now. This said, Canon wedding photographers worldwide wait with baited breath for the release of the Mark IV, which by all estimations is just around the corner.

The ageing [Canon 5d Mark III](#) is a true all rounder – great image quality, high resolution, responsive operation, 6 frame per second continuous shooting, excellent build quality, high resolution LCD monitor, excellent 100% viewfinder, full manual video mode and dual SD and CF card slots.

As an added bonus for fans of multiple exposures, Live View features a handy 'overlay' function (to help align 2 or more images) which none of the Nikon camera pro dSLR lineup currently have.

Weaknesses include mixed memory card support which [cripples the write speed of the SD card](#), and a somewhat ageing auto-focus system that lags behind cheaper Canon alternatives such as the [Canon 6D](#). The [Canon 5d Mark III](#) also remains expensive, especially when compared to the equivalent Nikon offerings (D810 etc)

Whether the [Canon 5d Mark III](#) is the best camera for wedding photography or not, it is by far and away the most popular, representing a great feature set, in a robust, reliable body for Canon shooters.


Who uses it?

[Ben Sasso](#), [Ross Harvey](#), [Benj Haisch](#)... and others.

[CLICK HERE TO READ REVIEWS AND FIND THE BEST PRICE ON THE CANON 5D MKIII AT AMAZON](#)

[CLICK HERE TO READ REVIEWS AND FIND THE BEST PRICE ON THE CANON 5D MKIII AT B&H PHOTO](#)

Nikon D750



Nikon D750 – Part of [Megan Allen](#)'s Wedding Photography Gear

If there was ever a camera release that had wedding photographers jumping ship from Canon, the [Nikon D750](#) is it.

Nikon wedding photographers had been holding out for a long time for a true replacement to the legendary [Nikon D700](#). This arrived in the form of the 24.3 mega pixel [Nikon D750](#), complete with a tilt-screen LCD and a sensor that knocked dynamic range out of the park.

Nikon has traditionally had the edge on Canon when it comes to shadow detail, and with the [Nikon D750](#), this was really rubbed into the faces of Canon shooters.

Over 2 years had passed since the release of the most popular camera for wedding photography, the [Canon 5D Mark III](#). With the [Nikon D750](#), Nikon cemented its place back at the top of wedding photography... that is of course until the inevitable release of the [Canon 5D Mark IV](#).

Other awesome features include the game-changing tilting LCD monitor and incredible battery life – there's seldom a need to change batteries for an entire wedding. The [Nikon D750](#) is also over \$500 cheaper than the [Canon 5D Mark III](#).

Unfortunately, Nikon decided to hamper one of the best wedding photography cameras ever produced by limiting the maximum shutter speed to 1/4000th, where other pro-level Nikons support 1/8000th. Shooting wide open on a sunny day is no longer an option.

That said, any Nikon shooter entering the world of wedding photography now has an easy choice of the camera to purchase to start their business off on the right foot.

Who uses it?

[Sam Hurd](#), [Ross Harvey](#), [Gabe McClintock](#)... and [others](#).

camera won't let them down.

If you're a heavy user of Live View (like [Sam Hurd](#)), having the fastest Live View response time is also essential.


Who uses it?

[Ryan Brenizer](#), [Leah Haydock](#), [Dark Roux](#)... and others.

[CLICK HERE TO READ REVIEWS AND FIND THE BEST PRICE ON THE NIKON D4S AT AMAZON](#)

[CLICK HERE TO READ REVIEWS AND FIND THE BEST PRICE ON THE NIKON D4S AT B&H PHOTO](#)

Nikon Df



Nikon Df – Part of [Fer Juaristi's](#) Wedding Photography Gear

A bit of a rogue entry, the retro-styled [Nikon Df](#) has polarised opinion amongst wedding photographers since its launch in November 2013.

Featuring the same incredible sensor as the [Nikon D4](#), many photographers have jumped at the chance of having [Nikon D4](#) image quality in a body that is both twice as compact, and twice as affordable.

As well as excellent image quality, the [Nikon Df](#) also features many direct-access external controls, a 100% viewfinder and the ability to mount almost all Nikon F-mount lenses ever made.

However, it has to be said that Nikon seems to have deliberately hindered the [Df](#) in certain key areas, such as only providing one SD card slot, shutter speed limited at 1/4000th, stunted grip size, and a somewhat plasticky body especially considering its price tag.

The debate amongst wedding photographers about the actual need to shoot simultaneously to 2 memory card continues. The bottom line is, if you're someone who trusts your SD card, you'll be happy with the [Nikon Df](#) for

[f/1.2L](#) is by far the most popular of them all.

50mm is a classic, versatile focal length, and even shot wide open at f/1.2, this lens has incredible image quality. There simply isn't another lens in the world that can replicate the look of the [Canon 50mm f/1.2L](#).

Indeed, some diehard Nikon shooters have purchased a Canon body just so they can use the 50mm f/1.2L! (I'm looking at you [Ross Harvey](#)...)

At f/1.2L, this lens is less about sharpness and more about that elusive quality that pixel peeping photographers often ignore – an almost ethereal, dreamy, 3 dimensional feel to a photo that can't be replicated. Just make sure you nail focus, as wide open, this lens is unforgiving.

Stopped down, the [Canon 50mm f/1.2L](#) delivers amazingly sharp, vibrant and contrasty files. However, if it's the sharpest images you're looking for, you'd probably be better off saving some money and opting for the [Canon 50mm f/1.8](#) instead!

Who uses it?

[Luke Chisholm](#), [Gene Pease](#), [OAPD](#)... and [others](#).

[CLICK HERE TO READ REVIEWS AND FIND THE BEST PRICE ON THE CANON 50MM F/1.2L AT AMAZON](#)

[CLICK HERE TO READ REVIEWS AND FIND THE BEST PRICE ON THE CANON 50MM F/1.2L AT B&H PHOTO](#)

Canon 35mm f/1.4L



[Canon 35mm f/1.4L](#) – Part of Luke Chisholm's Wedding Photography Gear

Despite the release of the [Canon 35mm f/1.4L II](#) in 2015, many wedding photographers have kept hold of the original version of this popular lens for several reasons.

Most notably, the first version is lighter, smaller, less plastic, and much less expensive than the new release. You can compare the huge price difference [here](#).

Canon wedding photographers are spoilt for choice when it comes to lenses, with f/1.4's being ignored for the f/1.2's in the lineup. However, this ageing [Canon 35mm f/1.4L](#) is still one of the sharpest 35mm lenses available today, with very little distortion and beautiful bokeh.

It's also one of the few f/1.4 pro lenses that's available for under a grand. Grab one before the price starts to rise again!

If you just have to have the latest and the greatest and aren't bothered about the increase in price/weight, the [Canon 35mm f/1.4L II](#) does have slightly better sharpness in the corners, slightly less distortion, and slightly faster focusing than the original. I'd recommend saving your money and getting the first version though.

Who uses it?

[Love is a Big Deal](#), [David Pullum](#), [Emin Kuliye](#)v... and others.

[CLICK HERE TO READ REVIEWS AND FIND THE BEST PRICE ON THE CANON 35MM F/1.4L AT AMAZON](#)

[CLICK HERE TO READ REVIEWS AND FIND THE BEST PRICE ON THE CANON 35MM F/1.4L AT B&H PHOTO](#)

Nikon 35mm f/1.4G



[Nikon 35mm f/1.4G](#) – Part of [Emin Kuliye](#)v's Wedding Photography Gear

On Nikon's side of the fence, the Nikon 35mm f/1.4G remains the most popular lens in their professional prime lens line up.

35mm is such a versatile focal length – not too wide, not too narrow, and is suited for portraits, landscapes and everything in between. Many wedding photographers could easily shoot an entire wedding with just this lens.

The [Nikon 35mm f/1.4G](#) is Nikon's sharpest 35mm lens ever, and shot at f/1.4 the bokeh is unrivalled. I'd also argue that this is the best lens for wedding photography, in that it is versatile whilst offering excellent image quality.

Unfortunately, the [Nikon 35mm f/1.4G](#) is also the most expensive Nikon 35mm in production, and much more than the Canon equivalent. This doesn't seem to bother most fans of this incredible lens though, especially when you consider many wedding photographers admit to using this lens for over 95% of the wedding.

Who uses it?

[Mark Condon](#), [Nordica](#), [Dustin Prickett](#)...and others.

[CLICK HERE TO READ REVIEWS AND FIND THE BEST PRICE ON THE NIKON 35MM F/1.4 AT AMAZON](#)

[CLICK HERE TO READ REVIEWS AND FIND THE BEST PRICE ON THE NIKON 35MM F/1.4 AT B&H PHOTO](#)

Sigma 35mm f/1.4 ART



[Sigma 35mm F/1.4 ART](#) – Part of [Jay Cassario's](#) Wedding Photography Gear

With mounts available for Nikon, Canon EOS, Sony, Minolta Maxxum and Pentax, it isn't any wonder that this ground-breaking lens from Sigma is one of the most popular lenses for wedding photography on Shotkit.

It is also one of the first third party lens to be taken seriously by professional wedding photographers.

The [Sigma 35mm f/1.4 ART](#) has slightly less distortion than the Canon and Nikon 35mm lenses, and even focuses a bit more accurately at f/1.4 than them too. As for sharpness, it's on par with the Canon and Nikon variants.

Price savings have to be made somewhere though, and in the case of this [Sigma 35mm f/1.4 ART](#) lens, it's the overall build which is less robust than the Canon and Nikon offerings that offer complete weather-sealing.

At this price though, many Nikon shooters actually sold their Nikon 35mm f/1.4G's to replace them with the [Sigma](#)

[35mm f/1.4 ART](#)... and pocketed the difference without a second thought!

One thing's for certain – the outstanding image quality combined with affordability of the [Sigma 35mm f/1.4 ART](#) is causing wedding photographers around the world to rethink their brand loyalty.

If you're intrigued with the versatile 35mm focal length for wedding photography, the [Sigma 35mm f/1.4 ART](#) lens would be a wise purchasing decision.


Who uses it?

[Fernando Garcia](#), [Van Middleton](#), [Dallas Kolotylo](#)... and others.

[CLICK HERE TO READ REVIEWS AND FIND THE BEST PRICE ON THE SIGMA 35MM F/1.4 ART AT AMAZON](#)

[CLICK HERE TO READ REVIEWS AND FIND THE BEST PRICE ON THE NIKON 35MM F/1.4 AT B&H PHOTO](#)

Canon 85mm f/1.2L II



[Canon 85mm f/1.2L](#) – Part of [Jeff Newsom's](#) Wedding Photography Gear

Surprise surprise, another Canon f/1.2L lens in the list of most popular wedding photographer lenses!

Since there's no direct competition on the market for lenses of this speed, Canon's prime lenses are in a league of their own.

The [Canon 85mm f/1.2L](#) is 1/3 of a stop faster than its Nikon equivalent (the excellent [Nikon 85mm f/1.4G](#)), and has an enormous cult following.

Despite the high cost, heavy weight and painfully slow focusing, wedding photographers the world over have fallen in love with the [Canon 85mm f/1.2L](#)'s unique rendition of out of focus areas, tank-like build, tack sharpness and excellent contrast.

The ability to reduce any background to a gorgeous, creamy haze allows wedding photographers to worry less about uninteresting backgrounds and concentrate instead on the subject and the light. That's why many refer to the Canon 85mm f/1.2L as 'magical', for its ability to turn bland into WOW!

Who uses it?

[Brett Butterstein](#), [Jonetsu](#), [Jeff Newsom](#)... and others.

[CLICK HERE TO READ REVIEWS AND FIND THE BEST PRICE ON THE CANON 85MM F/1.2L AT AMAZON](#)

[CLICK HERE TO READ REVIEWS AND FIND THE BEST PRICE ON THE CANON 85MM F/1.2L AT B&H PHOTO](#)

Canon 45mm f/2.8 TS-E



Canon 45mm f/2.8 TS-E – Part of [Hugh Forte's](#) Wedding Photography Gear

Tilt Shift lenses have witnessed a surge in popularity in the wedding photography industry in recent years. The ability to throw selective areas out of focus to draw attention and create a dreamlike effect has somewhat answered the wedding photographer's need to differentiate their work from their peers.

For those who use the [Canon 45mm f/2.8 TS-E](#) expertly and for full creative effect, the resulting images can be incredible, and impossible to replicate with any fancy [Photoshop](#) plugin.

That said, tilt-shift lenses are difficult to use, and even more difficult to master, which is why there seems to be a lot of sub-standard tilt-shift wedding photography work out there. I'd also argue that the tilt-shift look is more appealing to other photographers than to brides... unless they are photographers themselves!

Having said this, if you're ready to experiment with tilt-shift portraiture, the [Canon 45mm f/2.8 TS-E](#) is the perfect lens to start out. The 45mm focal length is surprisingly versatile, ideal for both portraits and for shifting the perspective in architecture photography (its original use).

foreground elements are all but obliterated at f/1.4 at this focal length!

85mm is a flattering focal length for wedding portraits, and the large aperture of the Nikon 85mm f/1.4G makes it ideal for shooting the ceremony and reception speeches from the sidelines. A must have for Nikon wedding photographers, and commonly used on a second body combined with the [Nikon 35mm f/1.4G](#).

Who uses it?

[Stefan Hellberg](#), [Doug Levy](#), [Roberto Panciatici](#)... and others.

[CLICK HERE TO READ REVIEWS AND FIND THE BEST PRICE ON THE NIKON 85MM F/1.4G AT AMAZON](#)

[CLICK HERE TO READ REVIEWS AND FIND THE BEST PRICE ON THE NIKON 85MM F/1.4G AT B&H PHOTO](#)

Canon 135mm f/2L



Canon 135mm f/1.2L – Part of [Ed Peers's](#) Wedding Photography Gear

For many Canon prime lens shooters, the [Canon 135mm f/2L](#) has gained an almost legendary status.

Whilst not being the most versatile of focal lengths for wedding photographers, for those times where you can back up for a portrait, or need to stand back and out of the way in the church for example, the [Canon 135mm f/2L](#) is an unrivalled lens.

Nikon simply doesn't offer lenses like this (the [Nikon 135mm f/2 DC](#) is an outstanding lens, but doesn't come close to Canon's 135), which is why so many wedding photographers opt for Canon.

The [Canon 135mm f/2L](#) has a reputation for its insane sharpness, possibly the sharpest L lens in the Canon lineup.

The build quality is top notch, the focus speed is fast, the bokeh is creamy and gorgeous, and surprisingly for an L series lens, the [Canon 135mm f/2L](#) is small, light and actually quite affordable too.

If you need a long lens for wedding photography and don't want to weigh yourself down with a heavy zoom lens, the [Canon 135mm f/2L](#) represents a wide purchasing decision – excellent image quality in a compact unit, at a reasonable price.

No wonder the [Canon 135mm f/2L](#) is up there so frequently as best lens for wedding photography.


Who uses it?

[Joseph K. Sarkodie](#), [Veli Yanto](#), [York Place Studios](#)... and others.

[CLICK HERE TO READ REVIEWS AND FIND THE BEST PRICE ON THE CANON 135 F/2L AT AMAZON](#)

[CLICK HERE TO READ REVIEWS AND FIND THE BEST PRICE ON THE CANON 135MM F/2L AT B&H PHOTO](#)

Canon 24-70mm f/2.8L II



[Canon 24-70mm f/2.8](#) – Part of [Geoff Duncan's](#) Wedding Photography Gear

Whether using the first (2002) or the second (2012) version, all wedding photographers agree – the [Canon 24-70mm f/2.8L](#) is a workhorse of a lens that never fails to deliver.

Built like a tank with fast ultra-sonic motor powered autofocus, the optics in the [Canon 24-70mm f/2.8L](#) are almost flawless.

The [Canon 24-70mm f/2.8L](#) produces tack sharp images with very little distortion, and the bokeh at f/2.8 especially when shot at 70mm is beautifully rendered.

The [Canon 24-70mm f/2.8L](#) does struggle a little with softer focus when used for close-up photography, but aside

[70mm f/2.8](#) is nothing short of incredible for a lens of this size.

If you're a Nikon zoom shooting wedding photographer, chances are you'll have the [Nikon 24-70mm f/2.8](#) firmly attached to one body, able to shoot an entire wedding with this one lens with ease.

Aside from the distortion at 24mm and the size/weight of the [Nikon 24-70mm f/2.8](#), there really isn't anything to complain about.

Even for the prime lens wedding photographers out there, this Nikon zoom is a popular addition to the camera bag, offering a near-perfect variety of focal lengths for weddings in one robust package. Pro level zoom lenses such as the [Nikon 24-70mm f/2.8](#) also hold their value well, meaning purchasing then later selling this lens is often more popular (and cost-effective) than renting.

I can't guarantee that you'll ever end up selling it though...

Who uses it?

[Leah Haydock](#), [Tomer Sabag](#), [Fiona Kelly](#)... and others.

[CLICK HERE TO READ REVIEWS AND FIND THE BEST PRICE ON THE NIKON 24-70MM F/2.8G AT AMAZON](#)

[CLICK HERE TO READ REVIEWS AND FIND THE BEST PRICE ON THE NIKON 24-70MM F/2.8G AT B&H PHOTO](#)

Canon 70-200 f/2.8 IS II



[Canon 70-200mm f/2.8](#) – Part of [Lisa Rhinehart's](#) Wedding Photography Gear

Look at the photographers at any major sporting event and you'll see this legendary black and white lens on every camera. The reason is simple – the [Canon 70-200mm f/2.8 IS II](#) is the fastest focusing, sharpest zoom lens available today.

Wedding photographers love this lens too, for its ability to allow you to hang right back away from the action whilst still capturing tack sharp, contrasty and beautifully rendered images even in low light.

Canon's Image Stabilisation allows you to benefit from the equivalent of an extra 4 stops of light. In practice this means that you can hand hold the [Canon 70-200mm f/2.8 IS II](#) at slower shutter speeds than normally possible – perfect for use at dimly lit wedding venues.

As a portrait lens, the [Canon 70-200mm f/2.8 IS II](#) gives flattering results all the way through its focal range. If you have the space, shooting a bride's portraits at 200mm will make her look the best she can.

Although the previous iteration of the [Canon 70-200mm f/2.8 IS](#) still turns up in the bags of many wedding photographers, the second version allows for slightly closer focusing which was reason enough to upgrade for many.

If you're a wedding photographer who frequently shoots in spacious churches that don't allow close proximity to the couple, you'll need a long zoom lens like the [Canon 70-200mm f/2.8 IS](#) in your camera bag.


Who uses it?

[Alessandro Della Savia](#), [David Oisthoorn](#), [Tyler Wirken](#)... and others.

[CLICK HERE TO READ REVIEWS AND FIND THE BEST PRICE ON THE CANON 70-200MM F/2.8L II AT AMAZON](#)

[CLICK HERE TO READ REVIEWS AND FIND THE BEST PRICE ON THE CANON 70-200MM F/2.8L II AT B&H PHOTO](#)

[Nikon 70-200mm f/2.8 VR II](#)



[Nikon 70-200mm f/2.8](#) – Part of [Ben Yew](#)'s Wedding Photography Gear

Popular with both the Nikon zoom lens shooting wedding photographers and the prime lens shooters, the [Nikon 70-200mm f/2.8 VR II](#) is the best pro grade Nikon mid-range zoom money can buy.

Lenses don't come much tougher than pro-line zooms and the [Nikon 70-200mm f/2.8](#) is no exception. This is one lens that will last your entire wedding photography career and not skip a beat. Then you can sell it on and lose less than 20% of the original outlay on the second hand market.

The VR combined with an aperture of f/2.8 is ideal for shooting from the back of dimly-lit churches and during wedding speeches.

The [Nikon 70-200mm f/2.8 VR II](#) is on one body of every Nikon sports shooter, and also appears in many wedding photographers' camera bags on Shotkit. Used at 200mm it makes an incredibly flattering portrait lens for the bridal shots, and if you have room, 70mm makes a distortion-free family group shot too.

It's when you want to keep your distance from the wedding action that this [Nikon 70-200mm f/2.8 VR II](#) really sings. Feeling lazy near the end of a wedding? Just hang back and take a few long range snaps from the comfort of your set until you have the energy to return to the heat of the action!

Just remember that a photo taken from range with a zoom has a completely different look to one taken close up. Your viewer is either 'in the picture', or he isn't.

Who uses it?

[Shaun Baker](#), [Megan Allen](#), [Imagine Photography](#)... and others.

[CLICK HERE TO READ REVIEWS AND FIND THE BEST PRICE ON THE NIKON 70-200MM F/2.8 VR II AT AMAZON](#)

[CLICK HERE TO READ REVIEWS AND FIND THE BEST PRICE ON THE NIKON 70-200MM F/2.8 VR II AT B&H PHOTO](#)

Nikon 45mm f/2.8 PC-E



Nikon 45mm f/2.8 PC-E- Part of [Douglas Polle's](#) Wedding Photography Gear

Nikon wedding photographers who are fans of the dreamy tilt-shift look have chosen the Nikon 45mm f/2.8 PC-E as their weapon of choice. If you're unsure of what exactly the purpose of a tilt-shift lens is, [read this](#).

Equally at home as a razor sharp portrait lens (albeit a manual focus one), the Nikon 45mm tilt-shift is built like a tank, with a hefty weight and solid feeling controls.

The out of focus areas blend seamlessly into the focus areas when the lens is tilted or shifted, allowing wedding photographers to achieve looks that are impossible to recreate with other lenses. Just don't overdo this look, and remember, practice, practice, practice before using this lens at a real wedding!

Tilt-shifts are tough to get the hang of, but if you can master them, they can separate your work from all the other wedding photographers out there.

Unfortunately Canon wins in the pricing of their tilt-shift lens offerings, but if you're a Nikon shooter who wants to experiment with focus shifting, the Nikon 45mm f/2.8 PC-E remains a great choice.

Who uses it?

[Kanayo Adibe](#), [Jennifer Moher](#), [Bruno Rosa](#)... and [others](#).

[CLICK HERE TO READ REVIEWS AND FIND THE BEST PRICE ON THE NIKON 45MM F/2.8 PC-E AT AMAZON](#)

[CLICK HERE TO READ REVIEWS AND FIND THE BEST PRICE ON THE NIKON 45MM F/2.8 PC-E AT B&H PHOTO](#)

[Nikon 58mm f/1.4G](#)



Nikon 58mm f/1.4G – Part of [Gabe McClintock's](#) Wedding Photography Gear

The [Nikon 58mm f/1.4G](#) is another lens that has slowly but steadily gained popularity on Shotkit since its release over a year ago.

Make no mistake – the [Nikon 58mm f/1.4G](#) is an overpriced lens. Its plasticky feel, unremarkable sharpness and understated build quality has prevented many wedding photographers from taking the plunge and investing in what many have written off as an anomaly in the Nikon lineup.

However, several top wedding photographers swear by the [Nikon 58mm f/1.4G](#) and its incredible ability to render a 3D-esque image, with dreamlike bokeh that surpasses even Canon's f/1.2 offerings.

58mm may be an unusual focal distance for many, but the decision makes sense when one considers the popularity of the lesser-known [Nikon 58mm f/1.2](#) which was released in 1977. Incidentally, this manual focus lens costs over \$3,000... if you're able to find it.

It seems that with the [Nikon 58mm f/1.4G](#), if you need your final image to be different from your competitors, its lenses with character like this one that will help take you one step closer to achieving the sublime.

For those who use the [Nikon 58mm f/1.4G](#) professionally everyday, no price tag is too high for this mysterious lens.

If you'd like to learn more about its allure for wedding photography, read this wedding photographer's review of the [Nikon 58mm f/1.4G](#).

Who uses it?

[Sam Hurd](#), [Gabe McClintock](#), [Dallas Kolotylo](#)... and others.

[CLICK HERE TO READ REVIEWS AND FIND THE BEST PRICE ON THE NIKON 58MM F/1.4G AT AMAZON](#)

[CLICK HERE TO READ REVIEWS AND FIND THE BEST PRICE ON THE NIKON 58MM F/1.4G AT B&H PHOTO](#)

3. Lighting

Canon 600EX-RT



This big, fast and powerful flash holds a trump card up its sleeve, making it by far the most popular flash for wedding photographers.

Canon beat its competitors once again, by producing the first camera-maker flash with a built in radio trigger system. No longer do wedding photographers who wish to take advantage of off camera flash, need to use a 3rd party wireless trigger – it's all in the one unit.

The only catch of course is that you'll need two (or more) [Canon 600EX-RT](#) 's if you want to use the radio trigger to fire the other flash off remotely.

However, seeing as an wedding photographer worth his salt will usually have more than one flash even its just as a backup, the awesome [Canon 600EX-RT](#) 's are a no brainer.

As with most flash units at this price, the [Canon 600EX-RT](#) recycles quickly and quietly, allowing continuous flash use both on and off-camera.

Who uses it?

[Samuel Luna](#), [Van Middleton](#), [Luke Chisholm](#)... and others.

[CLICK HERE TO READ REVIEWS AND FIND THE BEST PRICE ON THE CANON 600EX-RT AT AMAZON](#)

[CLICK HERE TO READ REVIEWS AND FIND THE BEST PRICE ON THE CANON 600EX-RT AT B&HPHOTO](#)

Nikon SB-910



Yongnuo YN-622 – Part of [Mike Allebach](#)'s Wedding Photography Gear

The world of flash triggers doesn't need to start and end with [Pocket Wizard](#). For those on a budget, or perhaps those who don't use off-camera flash enough to justify spending too much, the [Yongnuo YN-622](#) remotes/triggers are a great piece of kit.

Simple to use, well built and effective even over long range, the [Yongnuo YN-622](#) flash remotes/triggers are in the camera bags of many top wedding photographers.

The transceiver features a well-lit LED panel, allowing the photographer to control several flashes at once, adjusting between TTL and manual settings from a distance.

The [Yongnuo YN-622](#) transceiver also features a red laser focusing system, similar to those found on flash units. This can come in handy as a focus assist beam in low light even when a flash is not in use, and is indeed a popular option for wedding photographers needing to focus quickly in dimly lit venues which don't allow flash.

Who uses it?

[shotkit.com/unai-perez/](#), [Stark Photography](#), [Mike Allebach](#) ... and others.

[CLICK HERE TO READ REVIEWS AND FIND THE BEST PRICE ON THE YONGNUO YN-622 AT AMAZON](#)

[CLICK HERE TO READ REVIEWS AND FIND THE BEST PRICE ON THE YONGNUO YN-622 AT B&HPHOTO](#)

Lowell GL-1 Power LED



Lowell GL-1 Power LED – Part of Two Mann's Wedding Photography Gear

The popularity of the Lowell GL-1 Power LED took some time to develop. Upon its release, naysayers complained of an overpriced flash light that resembled a power drill!

This may still be the case, but the fact is, the Lowell GL-1 has become a popular and indispensable part of many top wedding photographers' gear.

Despite poor battery life and a rather cumbersome, heavy design, the Lowell GL-1 is simple and fast to use, and has a beautiful quality of light that can be directed with unrivalled accuracy.

The what-you-see-is-what-you-get nature of constant lighting is slowly but surely winning fans amongst the wedding photography industry, allowing photographers to get the shot far quicker than with flash.

The Lowell GL-1 is used as a simple portrait light during bridal photos, to bring the subject forward, by allowing the photographer to underexpose the ambient light. It is also used during wedding receptions, with the GL-1 attached to a light stand or tripod, shining warm light on speech makers.

The Lowell GL-1 is also a popular way to light the first dance due to its point-and-shoot functionality.

My advice is to invest a little extra in the [lens shade](#) (to prevent light spill), [spare battery](#) and [carrying case](#), since it's not likely that the Lowell GL-1 will fit in your camera bag very easily.

If you intend to use the Lowell GL-1 while travelling, I'd also recommend the [rapid charger](#).

Who uses it?

[Theilen Photography](#), [Leah Haydock](#)... and [others](#).

[CLICK HERE TO READ REVIEWS AND FIND THE BEST PRICE ON THE LOWELL GL-1 AT AMAZON](#)

[CLICK HERE TO READ REVIEWS AND FIND THE BEST PRICE ON THE LOWELL GL-1 AT B&HPHOTO](#)

Yongnuo YN-160 Video Light



Yongnuo YN-160 – Part of [Kanayo Adibe](#)'s Wedding Photography Gear

Not everything to do with wedding photography camera gear has to be expensive! With cut-price Asian brands such as Yongnuo producing reasonable quality products for a fraction of the cost of the big name brands, many wedding photographers find the temptation hard to resist.

Used often by wedding photographers to light rings, bouquets and other small details, others prefer to use video lights for after-dark light painting.

The Yongnuo YN-160 is an affordable introduction to the world of portable video lighting for photography. Featuring the ability to fix the light on top of your camera (not recommended), onto your light stand (better), or simply hand held (best), this lightweight and simple constant LED light will be your first choice when you need to light something quickly.

One thing to bear in mind is that these small, battery powered constant light sources give out a lot less light intensity than flashes. However, as long as you're not trying to over power daylight, you should find them a very useful and affordable addition to your camera bag.

This Yongnuo YN-160 allows you to control the intensity of the light but not much more. I'd recommend the newer [Yongnuo YN-300](#) which allows you to control colour temperature too.

Who uses it?

[Kanayo Adibe](#), [Mark Condon](#)

[CLICK HERE TO READ REVIEWS AND FIND THE BEST PRICE ON THE YONGNUO YN-160 AT AMAZON](#)

[Westcott Ice Light](#)

Think Tank Airport Take Off



Think Tank Airport Takeoff – Part of [Joe Hendricks'](#) Wedding Photography Gear

Whilst almost all of the Think Tank range of rolling camera bags have legions of wedding photographer fans, the Think Tank Airport Takeoff stands out as being one of the [most popular bags for wedding photography](#).

This versatile and hard-wearing rolling camera bag allows wedding photographers to carry all their gear in a carry-on sized case. Whether the weight allowance of your airline will allow it in the overhead compartments is another story, but size-wise, the dimensions of the Think Tank Airport Takeoff allow it to be used as carry on for all the main airlines.

The Think Tank Airport Takeoff conceals a secret feature that blows every other rolling camera bag out the water – backpack straps. These allow this rolling camera bag to be carried comfortably on your back, invaluable for locations which are unsuitable for small wheels (grass, gravel etc.)

When not in use, the backpack straps tuck away neatly in the rear of the Airport Takeoff. Great idea, perfectly executed. No wonder the Think Tank Airport Takeoff is often considered the best camera bag for wedding photography.


Who uses it?

[Joe Hendricks](#), [Geoff Duncan](#), [shotkit.com/alessandro-della-savia/...](#) and [others](#).

[CLICK HERE TO READ REVIEWS AND FIND THE BEST PRICE ON THE THINK TANK AIRPORT TAKEOFF AT AMAZON](#)

[CLICK HERE TO READ REVIEWS AND FIND THE BEST PRICE ON THE THINK TANK AIRPORT TAKEOFF AT B&HPHOTO](#)

Think Tank Retrospective



Think Tank Retrospective – Part of Unai Perez's Wedding Photography Gear

I'm probably a little biased since I own this bag and have loved using it for the past 3 years (my [review of the Think Tank Restrospective 30](#)), but I truly believe it's the best in its class, and the best camera bag for a wedding photographer.

You can carry 2 pro dslr bodies with their lenses attached, and a few other small lenses, plus a couple of flashes and more in this spacious shoulder bag.

The build quality is excellent as you'd expect from a Think Tank product, and everything on the bag is functional and very well thought out.

My favourite features on the [Think Tank Retrospective 30](#) are the big, strong and comfortable shoulder strap and the 'stealth' styling, with virtually no branding whatsoever. The velcro silencers also come in handy during church services, allowing you to open and close the bag with minimal noise,


Who uses it?

[Gold Hat Photography](#), [Stark Photography](#), [Adam Johnson](#)... and [more](#).

[CLICK HERE TO READ REVIEWS AND FIND THE BEST PRICE ON THE THINK TANK RETROSPECTIVE 30 AT AMAZON](#)

[CLICK HERE TO READ REVIEWS AND FIND THE BEST PRICE ON THE THINK TANK RETROSPECTIVE 30 AT B&HPHOTO](#)

Holdfast Money Maker



The [Holdfast Money Maker](#) is a great looking, durable and well balanced dual-camera carrying strap that just gets better and better looking with age.

It's by far the most popular way for wedding photographers to carry 2 cameras at the same time, and arguably the best strap for wedding photography.

Made with high quality materials and built to last in the USA, the [Holdfast Money Maker](#) can be seen on the shoulders of many of the world's best wedding photographer, and for good reason – not only does it look great, but it's highly functional as well.

Check out my [review of the Holdfast Money Maker](#), where I go into more detail about why this strap has been one of the best gear purchases I've ever made for wedding photography.

For wedding photographers who want to look good carrying two bodies at the same time and don't want to end the day with too many aches and pains, look no further than the [Holdfast Money Maker](#). You're guaranteed to get at least one compliment at every wedding you use this thing!

Who uses it?


[Ben Yew](#), [Ben Sasso](#), [Fer Juaristi](#)... and [others](#).

[CLICK HERE TO READ REVIEWS AND FIND THE BEST PRICE ON THE HOLDFAST MONEY MAKER AT AMAZON](#)

[CLICK HERE TO READ REVIEWS AND FIND THE BEST PRICE ON THE HOLDFAST MONEY MAKER AT B&HPHOTO](#)

5. Computers/Software

Macbook



It should come as no surprise that Mac is the most popular computing platform for wedding photographers. The aesthetically pleasing design, robustness and the 'it just works' ethos of Mac computing seems to suit our tastes perfectly.

Be it the lightweight [Macbook Air](#), the formidable [Macbook Pro](#) or even the newer Macbook Retina, the majority of wedding photographers featured on Shotkit have one form of Macbook or another.

In the [Macbook Air](#) line up, the 11" version is most popular. It seems that if a wedding photographer wants a lightweight computer, they may as well get the most lightweight version.

With the [Macbook Pro](#), the mid-sized 15" version seems to give the most bang-for-the-buck. Whilst arguably quite over-priced when compared to similar PC offerings, 15" allows for higher spec than the 13" version, whilst giving adequate screen real-estate.

Owners of the [Macbook Pro](#) tend to offset the cost by using it as their main computer, often pairing it with an external monitor such as the (somewhat ageing) Apple Thunderbolt 27" monitor.

Wedding photographers seem to have a love/hate relationship with the Macbook Retina. Some have labeled it under-powered and over-priced, whilst others (notably [Sam Hurd](#)) swear by it, and conduct the majority of their wedding photography editing/delivery using it.

As for internal spec, it makes sense to upgrade to the most RAM possible, and save some money on a mid-sized solid state drive (SSD), off-loading large files to an external drive when not in use.

Other popular Mac computing platforms include the [iMac 27"](#), with wedding photographers in mixed opinions over

the benefit of upgrading to the more expensive [iMac 27" Retina](#). Whilst the display is no doubt mind-blowing, some functionality is actually slower due to the constraints at rendering in such high resolution.

Very few wedding photographers seem to have invested in the [Mac Pro](#), which doesn't seem to provide any advantage for photo editing over more affordable [iMac](#) options.

Who uses it?

[Franck Boutonnet](#), [Dustin Prickett](#), [Jeff Newsom](#)... and [more](#).

[CLICK HERE TO READ REVIEWS AND FIND THE BEST PRICE ON THE MACBOOK PRO AT AMAZON](#)

[CLICK HERE TO READ REVIEWS AND FIND THE BEST PRICE ON THE MACBOOK PRO AT B&HPHOTO](#)

Adobe Lightroom



The most popular way for wedding photographers to edit and catalog their photos is [Adobe Lightroom 6](#). Some choose to subscribe to Adobe Creative Cloud to take advantage of the entire suite of Adobe products, whilst others purchased [Lightroom 6](#) outright (like myself).

Anything that involves more intricate photo editing is left to [Photoshop](#), although [Photoshop](#) usage is usually confined to portfolio images or those requiring some form of detailed retouching.

Wedding photographers are split amongst their usage of [Lightroom 6](#) for the culling process, with many opting for the popular [Photo Mechanic](#) software. By taking advantage of [Lightroom](#)'s smart previews, [Lightroom](#) is arguably just as fast as [Photo Mechanic](#), but many still prefer to cull in a separate software and import only the 'keepers' to [Lightroom](#) for editing..

If you're interested in improving your [Lightroom](#) skills, here's a [selection of Lightroom Tips](#) that should speed up your workflow and teach you something new.

Who uses it?

[Citlalli Rico](#), [Ben Sasso](#), [Benj Haisch](#)... and [more](#).

[CLICK HERE TO READ REVIEWS AND FIND THE BEST PRICE ON ADOBE LIGHTROOM AT AMAZON](#)

[CLICK HERE TO READ REVIEWS AND FIND THE BEST PRICE ON ADOBE LIGHTROOM AT B&HPHOTO](#)

This post was compiled using Shotkit submissions of both photographers published on Shotkit and those who were not published.

I believe it represents an invaluable insight on the camera gear used by wedding photographers around the world, and arguably the best camera gear for wedding photography available today.

If you found it useful, I'd be grateful if you would share it amongst your wedding photographer friends so everyone can benefit.

Please also consider making your next wedding photography gear purchase through one of the affiliate links in this post to help support Shotkit and the writing of in depth articles such as this.